

MF-7700 Series

High-speed, Flat-bed, Top and Bottom Coverstitch Machine

U10

Universal type
(basic type & 4-needle)

C10

for Collarette attaching

E10

for Elastic lace attaching
(with right hand fabric trimmer)



MF-7723-U10-B56/UT33

The machine performs sewing that matches a broader range of sewing items.

MF-7700

series

U10

C10

E10


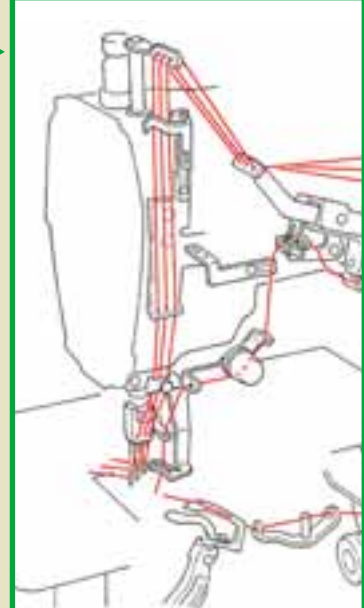
The machine performs sewing that matches a broader range of sewing items.

MF-7700 series

Soft-seam



Well-tensed seam



It is possible to select (change over) the stitch type according to sewing items.

It is now possible to change over the stitch type, such as elastic soft-seams for inner wear and high-quality well-tensed seams for outer wear.

*Neither the replacement of parts nor the changing of thread tension is required. The stitch type can be changed over (soft-seams/well-tensed seams) simply by changing the thread path.

Reduction in the thread tension by half contributes to the production of beautifully-finished seams and the achievement of a satisfactory finish of sewing items which snugly fit the skin. In addition, the machine achieves lower vibration and lower noise in consideration of sewing comfort and ease of handling.

Simplified maintenance mechanism

The machine comes with diverse and trouble-free functions in consideration of the shop-floor.

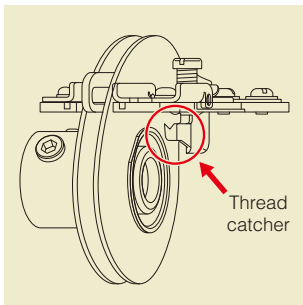
Commercially-available gauge components are applicable with no additional work.

As a result of the commonality of components, commercially-available components (presser foot, throat plate and needle clamp) are now applicable and easily obtainable.

A mechanism for preventing the looper thread from twining around the looper thread cam/looper thread cam shaft.

- The rotating part of the looper thread cam shaft is covered to prevent the looper thread from twining around the looper thread cam shaft.
- A V-shaped thread catcher has been installed on the looper thread cam bracket to easily clamp the looper thread, which is likely to twine around the cam.

*Even if the looper thread has twined around the cam, the cam can be easily detached.




*Since the looper thread cam is mounted on the shaft, which is separate from the hook driving shaft, the cam is easy to detach.

Needle bar stroke conversion mechanism

By changing over the needle bar stroke, penetrating force of the needle as well as thread tension to fit heavy-weight materials (fleece, blankets) can be obtained.

The needle bar stroke can be changed by adjusting the eccentric pin. (Changing of parts is not required. Factory-set at the time of delivery: 31mm; for sewing heavy-weight materials: 33mm)




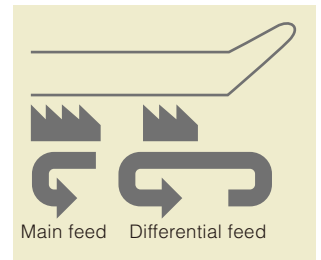
Fleece
(heavy-weight materials)



Blankets

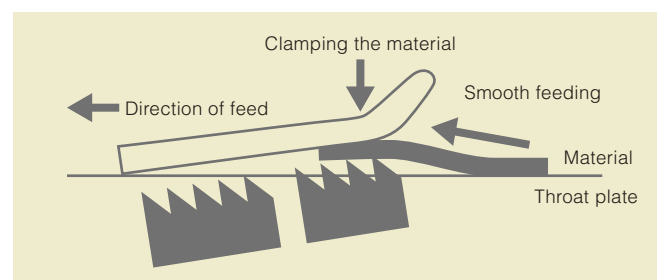
Differential-feed micro-adjustment mechanism ①

It is possible to finely adjust the differential feed amount to a best-suited value for the material to be used. The differential feed ratio is constant even if the stitch length is changed.



Feed dog inclination adjustment mechanism ②

The feed dog inclination can be externally adjusted with ease. This adjustment mechanism effectively helps improve the material holding ability of the feed dog and prevent uneven material feed and puckering.



The material holding ability is improved

Micro-lifter mechanism

Elastic material or delicate material can be sewn with the presser foot kept slightly raised. This effectively helps reduce the degree of slippage, warpage and damage of the material.




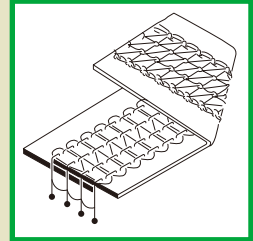
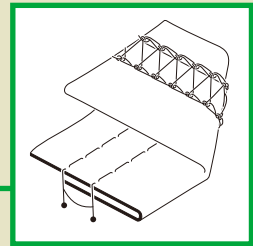
U10



T-shirts



Knitwear



Swimwear

Universal type (basic type)

The machine can be used for the hemming process of the sleeves and bottoms of T-shirts and for the covering process for sportswear and knitwear. It is not a specific-purpose model, but a basic one which can be used for a broader range of processes independently.

*C10: Modification to the collarett attaching type model is easily achieved simply by changing the throat plate and feed dog.



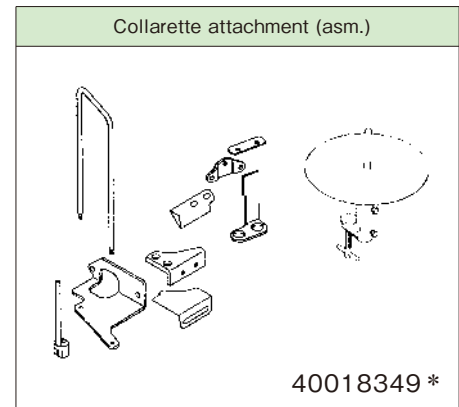
MF-7723-U10-B56

List of gauges

Model name		U10					U10 (4-needle)
Needle gauge		3.2mm	4.0mm	4.8mm	5.6mm	6.4mm	6.0mm
Needle clamp		13350004	13350103	13350202	13350301	13350400	40049609
Throat plate (tongue shape of throat plate)	B	40058587	40058706	40040514	40040515	40040513	—
	D	—	40058956	40060923	40040516	—	40049382
Presser foot asm.		40058589	40058708	13376058	13375050		40049394
Main feed dog		13354204			13353701		
Differential-feed dog		13358304			13357603		

*Commercially-available gauges are applicable.

Replacement parts for C10



*Select an appropriate gauge from the list of gauges for C10.

*The folder is not included in the collarett attachment (asm).

List of subclass machines

Application	Seam	Model No.	Number of needles	Number of threads	Needle gauge (mm)	Stitch length *1 (mm)	Differential-feed ratio	Presser lifting amount *2 (mm)	Max. sewing speed (sti/min)
U10 Universal type (basic type)		MF-7722-U10-B□□	2	4	3.2,4.0	1.2~3.6	1:0.7~1:2	5(8)	6,500
		MF-7723-U10-B□□			4.8,5.6,6.4				
		MF-7723-U10-D□□ *3	3	5	4.0,4.8,5.6				
		MF-7723-U10-B□□/UT31			4.8,5.6,6.4				
MF-7723-U10-B□□/UT33									
U10 4-needle		MF-7724-U10D60	4	6	6.0	1.6~2.5 (Max3.6)		4	4,200

*1 Stitch length can be adjusted to 4.4mm at the maximum. *2 The numeric value indicates the lifting amount of the presser foot for top and bottom coverstitch. The numeric value given in parentheses indicates the lifting amount of the presser foot for bottom coverstitch. *3 D: This gives a moderate slack to the needle thread as compared with the standard type B.

*"sti/min" stands for "Stitches per Minute."

MF-7700 series

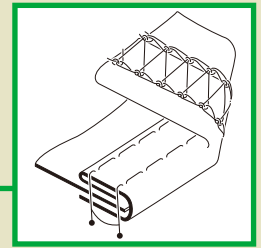
C10



Underwear



Briefs



For collarette attaching

This model is best suited for attaching collarettes on underwear, briefs and knitwear. Ease of use is further improved by using the electromagnetic type tape cutter (TC13).

*U10: Modification to the universal type (basic type) model is easily achieved simply by changing the throat plate and feed dog.



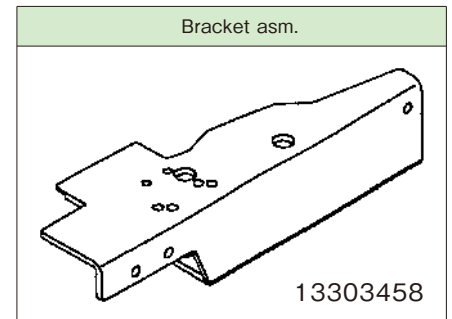
MF-7723-C10-B56

List of gauges

Model name	C10					
Needle gauge	3.2mm	4.0mm	4.8mm	5.6mm	6.4mm	
Needle clamp	13350004	13350103	13350202	13350301	13350400	
Throat plate (tongue shape of throat plate)	B	40058549	13351408	40057971	13351606	13351705
	D	40073947	40073948	40073949	40073950	—
Presser foot asm.	40058579	13376157	40057973	13376256		
Main feed dog	40058555	13353800		13353909		
Differential-feed	40058556	13357702		13357801		

※Commercially-available gauges are applicable.

Replacement parts for U10



※Select an appropriate gauge from the list of gauges for U10.

List of subclass machines

Application	Seam	Model No.	Number of needles	Number of threads	Needle gauge (mm)	Stitch length *1 (mm)	Differential-feed ratio	Presser lifting amount (mm)	Max. sewing speed (sti/min)
C10 Collarette attaching		MF-7722-C10-B□□	2	4	3.2,4.0	1.2~3.6	1:0.6~1:1.1	5(8)	6,500
		MF-7722-C10-B40/TC13			4.0				
		MF-7723-C10-B□□	3	5	4.8,5.6,6.4				
		MF-7723-C10-B56/TC13			5.6				

*1 Stitch length can be adjusted to 4.4mm at the maximum.

*2 The numeric value indicates the lifting amount of the presser foot for top and bottom coverstitch.


The numeric value given in parentheses indicates the lifting amount of the presser foot for bottom coverstitch.

MF-7700 series

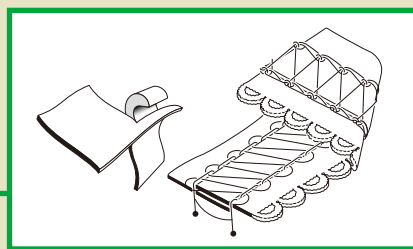
E10



Ladies' inner wear



Shorts



For elastic lace attaching (with right hand fabric trimmer)

This model is best suited for the sewing of elastic lace in shorts and underwear.

The right hand fabric trimmer cuts the multi-layered part of a joined section with outstanding consistency. Beautifully finished products are achieved with the seams and material edges aligned.

The right hand fabric trimmer mechanism's easy installation / removal of the entire unit facilitates the adjustment of related

parts, such as the alignment of a looper.

*The machine can also be used for collarettette-attaching processes by removing the knife unit. (Replacement of the gauge and cover is required.)



MF-7723-E10-B56/MD10

List of gauges and knives

Model name	E10			
Needle gauge	3.2mm	4.0mm	5.6mm	6.4mm
Needle clamp	13350004	13350103	13350301	13350400
Throat plate (tongue shape of throat plate)	B	40058580	13356001	13356209
	D	—		
Presser foot asm.	40058591	40018288	40018289	
Main feed dog	40058581	13354006	13354105	
Differential-feed dog	40058582	13358106	13358205	
Upper knife	40038754			
Lower knife	40038091			

※Commercially-available gauges and knives are applicable.

List of subclass machines

Application	Seam	Model No.	Number of needles	Number of threads	Needle gauge (mm)	Stitch length *1 (mm)	Differential-feed ratio	Presser lifting amount *2 (mm)	Max. sewing speed (sti/min)
E10 Elastic lace attaching		MF-7722-E10-B□□	2	4	3.2, 4.0	1.2~3.6	1:0.7~1:1	3(6)	5,500
		MF-7722-E10-B40/MD10			4.0				5,000
		MF-7722-E10-B40/MD10/TC13							
		MF-7723-E10-B□□	3	5	5.6, 6.4				5,500
		MF-7723-E10-B□□/MD10							5,000
		MF-7723-E10-B□□/MD10/TC13							

*1 Stitch length can be adjusted to 4.4mm at the maximum.

*2 The numeric value indicates the lifting amount of the presser foot for top and bottom coverstitch.

The numeric value given in parentheses indicates the lifting amount of the presser foot for bottom coverstitch.

UT31 Electromagnetic type top and bottom thread trimming device/Auto-lifter

It is an electromagnetic type automatic thread trimming device/auto-lifter. The machine does not need an air compressor to achieve easy layout changing.



MF-7723-U10-B56 / UT31



Electromagnetic type top and bottom thread trimming mechanism



1 Presser lifter drive mechanism
2 Thread trimmer drive mechanism

UT33 Pneumatic type top and bottom thread trimming device/Auto-lifter

It is a pneumatic automatic thread trimming device / auto-lifter. Since the automatic lift of the presser foot and automatic thread trimming can be activated by lightly depressing the pedal, work efficiency is dramatically increased.



MF-7723-U10-B56 / UT33



Pneumatic type top and bottom thread trimming mechanism




1 Presser lifter drive mechanism
2 Thread trimmer drive mechanism

Compressed air / Air consumption (sewing machine with UT33)

By using an air blow type wiper nozzle (supplied as an accessory), the needle thread can be blown upon thread trimming at the end of bottom coverstitching.

Air blow type wiper	Compressed air MPa	Air consumption dm ³ /min (ANR)
-	0.5	0.7
○		182



Air blow type wiper

TC13 Electromagnetic type tape cutter

It is a device for cutting the tape or lace at the beginning or end of sewing. It is easily actuated to cut tape with the knee switch.


- The knife is able to cut lace and tape up to 40mm wide.
- The sharpness of the knife can be easily adjusted. In addition, replacement of the moving knife and counter knife, as well as the adjustment of their mesh, can be carried out with ease.



TC13

MD10 Mechanical type metering device

- The metering device supplies a consistent length of tape in synchronization with the feed. (tape lengths: 0.9 to 3.5mm per stitch.)
- Elastic tapes of up to 80mm in width can be used. The tape width can be easily adjusted. For lace of which the width is 15 to 80mm, change the currently-mounted guide with the wider-tape guide that is supplied with the unit as an accessory.
- The drive roller/driven roller can be held open to facilitate tape placement.



Micro adjustment screw

Main adjustment nut

Adjustment of the tape feeding amount

Common specifications(U10, C10, E10)

Model name		MF-7700 series
Stitch type	2-needle / 3-needle / 4-needle top and bottom covering stitch	
Needle	UY128GAS #9S~#14S (standard #10S) / 4-needle: SMX1014B(standard#10)	
Lift of the presser foot	5mm (with top and bottom covering stitch), 8mm (with bottom covering stitch)	
Stitch pitch adjustment	By dial	
Differential feed adjustment	By micro-adjustment mechanism	
Lubrication	Automatic	
Lubricating oil	JUKI MACHINE OIL 18 (equivalent to ISO VG18)	
Feed dog inclination adjustment	Provided as standard	
Micro-lifter	Provided as standard	
Needle bar stroke converting function	Provided as standard (at the time of delivery): 31mm For heavy-weight materials: 33mm (max. sewing speed 5,500sti/min)	
Silicon oil tank for needle tip and needle thread	Provided as standard	
Cartridge oil filter	Provided as standard	
Weight of the machine head	U10	46kg (without device), 49kg (with UT33), 52kg (with UT31)
	C10	46kg (without device), 48kg (with TC13)
	E10	46.5kg (without device), 49kg (with MD10), 51kg (with MD10, TC13)

When you place orders

Please note when placing orders, that the model name should be written as follows:

[without automatic thread trimmer]

Stitch type	Code	Tongue shape of throat plate	Code
2-needle, top and bottom coverstitch	22	B type (standard)	B
3-needle, top and bottom coverstitch	23	D type	D
4-needle, top and bottom coverstitch	24		

*D: This gives a moderate slack to the needle thread as compared with the standard type B. (only for 5.6mm)
*For model category (24)(4-needle), tongue shape is type D.

MF77 /

Application	Code	Needle gauge	Code
Universal type	U10	3.2mm	32
Collarett attaching	C10	4.0mm	40
Elastic lace attaching	E10	4.8mm	48
		5.6mm	56
		6.0mm	60
		6.4mm	64

*For model category (23) (3-needle), needle gauge category 40 cannot be selected.
*Code 48 cannot be selected when selecting E10.
*For model category(24)(4-needle),needle gauge category only 60 can be selected.

Device and attachment	Code
Not provided	
Mechanical type metering device *1	MD10
Electromagnetic type tape cutter (3-phase 200~440V)*2	TC13A
Electromagnetic type tape cutter (Single-phase 100~240V)*2	TC13B

*1 Specify the MD10 when placing your order.
*2 The TC13 can be retrofitted to the machine.

[with automatic thread trimmer]

MF7723U10B **UT**

Stitch type	Code	Application	Code	Tongue shape of throat plate	Code	Needle gauge	Code	Device and attachment	Code
3-needle, top and bottom coverstitch	23	Universal type	U10	B type (standard)	B	4.8mm	48	Electromagnetic type top and bottom thread trimming device	UT31
						5.6mm	56		
						6.4mm	64	Pneumatic type top and bottom thread trimming device	UT33

● To order, please contact your nearest JUKI distributor.



JUKI CORPORATION HEAD OFFICE
An environmental management system to promote and conduct the following:
(1) Eco-friendly development of products and technologies
(2) Green procurement and green purchasing
(3) Energy conservation (reduction in carbon-dioxide emissions)
(4) Resource saving (reduction of papers purchased, etc.)
(5) Reduction and recycling of waste
in the activities of research, development, design, sales, distribution, and maintenance services of industrial sewing machines and industrial robots, etc., including sales and maintenance services of data entry systems.

JUKI® 2-11-1, TSURUMAKI, TAMA-SHI,
TOKYO 206-8551, JAPAN
PHONE : (81) 42-357-2254
FAX : (81) 42-357-2274
http://www.juki.com

* Specifications and appearance are subject to change without prior notice for improvement.
* Read the instruction manual before putting the machine into service to ensure safety.
* This catalogue prints with environment-friendly soyink on recycle paper.